

# Heart

Friday 22nd & Saturday 23rd November 2024

## CONTENTS :

Pg. 2 - PARKING MAPS

Pg. 3 - THEATRE MAP

Pg. 4 - Information for ALL students

Pg. 5 - Junior Show Pickup/Drop Off

Pg. 6 - Senior Show Pickup/Drop Off

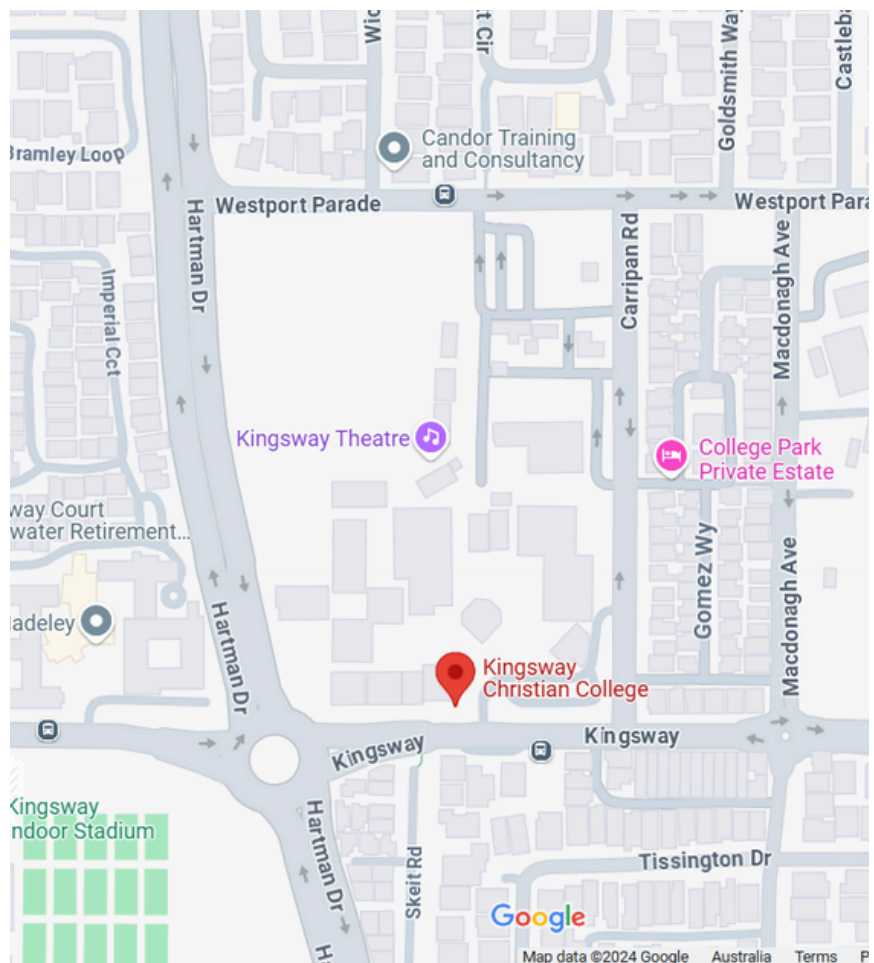


### LOCATE ON GOOGLE MAPS

Kingsway Christian  
College Theatre

157 Kingsway, Darch 6065

Entrance via Kingsway,  
Westport Pde or Carripan  
Road



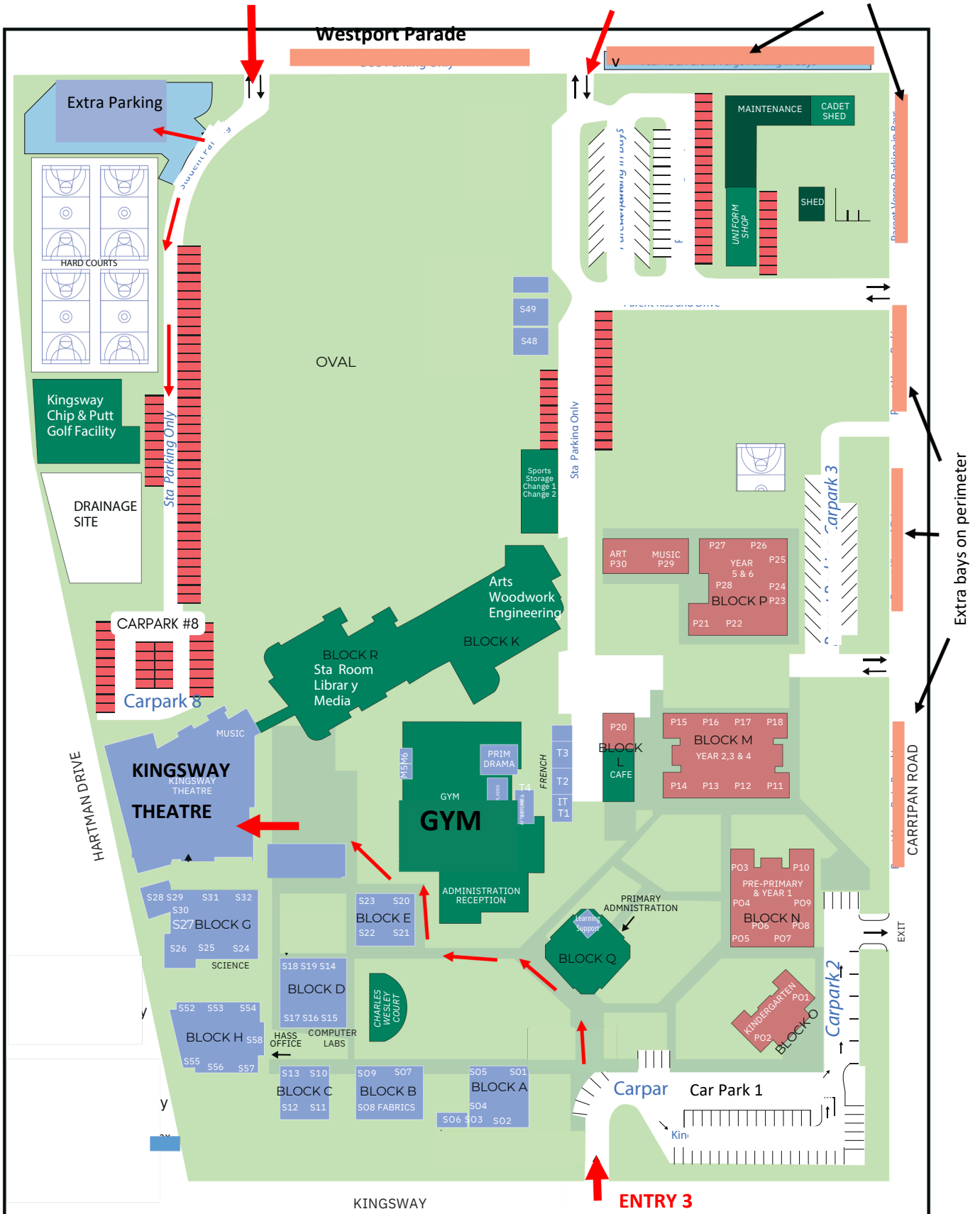


# HEART - Parking Map

MAIN THEATRE ENTRANCE CAR PARK

ENTRY 2

Extra bays on perimeter



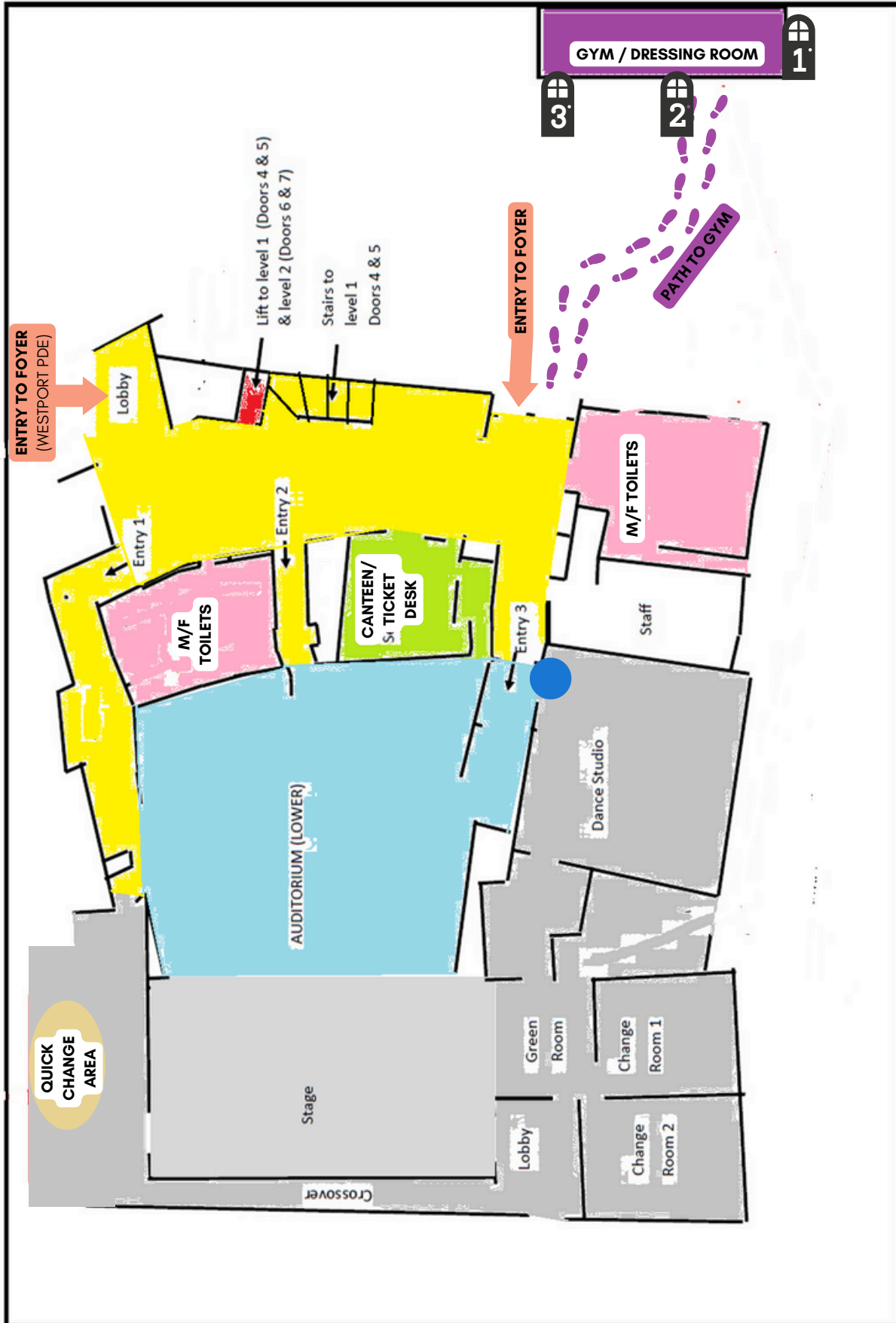
**KINGSWAY**  
Christian College

**2025 Campus Map**



# HEART - Theatre Map

CAR PARK #8




- GYM/DRESSING ROOM  
DROP OFF AND PICK UP AREA #1
- DANCE STUDIO  
DROP OFF & PICK UP AREA #2
- LOBBY/FOYER
- LIFT TO LEVEL 1 & LEVEL 2
- TICKET DESK & CANTEEN
- ENTRY TO FOYER
- TOILETS
- AUDITORIUM (TICKET HOLDERS ONLY)
- BACKSTAGE (PERFORMERS & PARENT VOLUNTEERS ONLY)
- QUICK CHANGE AREA (PERFORMERS ONLY - BACKSTAGE)



# INFORMATION FOR **ALL STUDENTS** ON THE DAY

*Must Read!*



## WHAT TO BRING

When Packing your Dancers bag please ensure the following:

- Dance costumes are in a Costume Bag (or other clean bag) clearly labelled with your dancers name. Don't forget a Dance etc Shirt or Black Tee to wear for Finale!
- All From Home Items (Shoes, Stockings etc) are labelled with your dancers name
- Include a small hair & make up kit with plenty of bobby pins, gel, hairbrush, lip gloss/lip stick and make up wipes
- If your dancer is backstage for an extended period of time they can bring card games, colouring in (pencils only - no textas!), ipads etc to stay entertained (charging stations not guaranteed)

## FOOD & DRINK

BACKSTAGE:

- Water Only in all backstage areas
- Allergy aware snacks are welcome backstage - nothing sticky/crumbly etc that will make a mess or stain costumes

CANTEEN (LOCATED IN FOYER):

The canteen will be open and selling snacks, drinks and some more substantial food items

## HIRE COSTUME RETURN

REMINDER: Your dancer is responsible for taking ALL COSTUME items home with them on the day of the concert. We will not accept hire returns on concert day. Costumes need to be returned UNWASHED on the first lesson back after concert. A \$25 late return fee will apply to costumes not received by the 2nd December. A \$50 replacement fee will be charged for lost/damaged costumes



## HEART - PICK UP & DROP OFF PROCEDURES

# JUNIOR SHOWS

### DROP OFF PROCEDURE

- **All DANCERS PERFORMING IN ONE ITEM ONLY** are to be dropped off at the GYM (Door #2)
- **All DANCERS PERFORMING IN TWO OR MORE ITEMS IN THE 1X SHOW** are to be dropped off at the DANCE STUDIO near ENTRY 3 (access via the foyer)

### WHEN TO GO BACKSTAGE

**ALL PERFORMERS** are required back stage no later than 20MINUTES before the show commences. Access to backstage areas will open 45MIN prior to shows commencing.

**Only Dance etc Staff and Parent Volunteers are allowed in the backstage areas.**

Show #1 = Backstage by 10.40AM

Show #2 = Backstage by 1.10PM

### PICK UP PROCEDURE

**ALL STUDENTS WILL BE COLLECTED FROM THE SAME DRESSING ROOM AREA THEY WERE DROPPED OFF AT (GYM OR DANCE STUDIO).**

If you wish to leave mid show (either after you have performed or because your dancer has a ticket to watch the show) you **MUST** collect your dancer from their designated backstage area. They will not be allowed to leave without parent supervision.

#### GYM (STUDENTS IN ONE ITEM ONLY)

At the conclusion of the show to make the pick up process smoother we will be opening all 3 Doors to the Gym (refer to attached map) and each age group will be collected from a different door. To avoid congestion please send just one parent/guardian to the gym to collect your child.

Door 1 = 6&Under

Door 2 = 7-8YR

Door 3 = 9+YR

#### DANCE STUDIO (STUDENTS IN TWO OR MORE ITEMS)

The same info applies however your dancer will be required to be collected from the Dance Studio near Entry 3. (Inside Foyer)



# HEART - PICK UP & DROP OFF PROCEDURES

## SENIOR SHOW

### DROP OFF PROCEDURE

- **ALL PERFORMERS** are to be dropped off at the GYM (Door #2) with the exception of Senior Company Students & Male Performers .
- **SENIOR COMPANY STUDENTS (XLR8 OPEN, XLR8 PREPRO, GRNNVY, STORM & ROAR SNR) & ALL MALE PERFORMERS** are to be dropped off at the Dance Studio near ENTRY 3

### WHEN TO GO BACKSTAGE

If your performer has a ticket to watch the show they will be required BACKSTAGE 10 items before their class performance. Check the Show Running Order to see what item number your child's class is performing. Refer to the below:

**Items 1 – 10:** Need to be BACKSTAGE 30min before show commences

**Remaining Act 1 Items:** Need to be BACKSTAGE a minimum of 10 items before their performance

**First 10 Items in Act 2:** Need to be BACKSTAGE from BEGINNING of Intermission (Fri Show approx 7PM / Sat Show approx 6.15pm)

**Remaining Act 2 Items:** Need to be BACKSTAGE a minimum of 10 items before their performance

### PICK UP PROCEDURE

**ALL STUDENTS WILL BE COLLECTED FROM THE SAME DRESSING ROOM AREA THEY WERE DROPPED OFF AT (GYM OR DANCE STUDIO).**

NOT STAYING FOR FINALE, you will need to sign your child out in person. They will not be allowed to leave without parent collection.

If your child is 10+yrs and has a ticket to watch the show, they will need to have their ticket with them and a member of our team will escort them to the theatre to watch. **Students who do not have a ticket will not be allowed to leave without parent supervision.**

At the conclusion of the show, we will be opening all 3 Doors to the Gym (refer to attached map) and each age group will be collected from a different area. To avoid congestion please send just one parent/carer to the gym for collection.

Door 1 = 11&Under

Door 2 = 12-13YR

Door 3 = 14+YR

**XLR8 PREPRO/OPEN/GRNNVY/ STORM/ ROAR SNR/ BOYS:** The above information is the same however please pick up your dancer from the Dance Studio near Entry 3 (Inside Foyer)

*\*With the exception of students with a drivers license who may leave without a parent once they have spoken with a teacher*